

How to Access to Degree Works on Patriot Web:

1. Login onto www.patriotweb.gmu.edu
2. Select “**Student Services**”
3. Select “**Student Records**”
4. Select “**Degree Evaluation Menu**”

Student Records

View Holds
View your Unofficial Transcript
View Student Information
Expected Date of Graduation
Degree Evaluation Menu

5. Select “**Degree Works**”

Select **Degree Works** if you are a student with a catalog

If you aren't sure of your catalog year, select the **Student**
the Curriculum Information section.

CAPP - Curriculum Advising & Planning Program

All students with a catalog year prior to Fall 2012.





Degree Works

All students with a catalog year of Fall 2012 or later.
Student information is updated nightly. Information such as program changes a

RELEASE: 8.8

6. **Highlight categories** that you plan on taking next semester.

The degree evaluation presents your requirements in areas called blocks. Here are some explanations for the symbols found throughout the degree evaluation:

-  There will be an empty red box next to any unmet requirements. To the right of each red box, there will be a link to the University catalog or a list of approved courses for that requirement.
-  A green check box will appear next to individual requirements that are completed and at the top of the block when you have completed all the requirements in that block.
-  A blue box with a double tilde means the requirement is not fully met and you should contact your advisor for assistance.
-  A blue box with a single tilde means the requirement will be met if currently registered classes are passed with satisfactory grades.